



PT-03

ROAD & TRAIL RUNNING SHOE



TECHNICAL ZONE - Lateral View

U-Heel: Anatomically shaped around heel & ankle to aid fit & help prevent Achilles tendonitis.

SOLITE EVA
SOCKLINER

Enhanced removable moulded EVA sockliner for additional comfort & support.

quadra
FLEX SYSTEM

UK Gear's 4 Stage Shock Absorption & Flexibility System:

1. Solite EVA Mid-Sole
2. Solite EVA Sockliner
3. NRG Reactor Pads
4. NRG Impact Pads

SKELETAL

SUPPORT STRUTS
Reflective skeletal construction to radically enhance upper stability & fit.

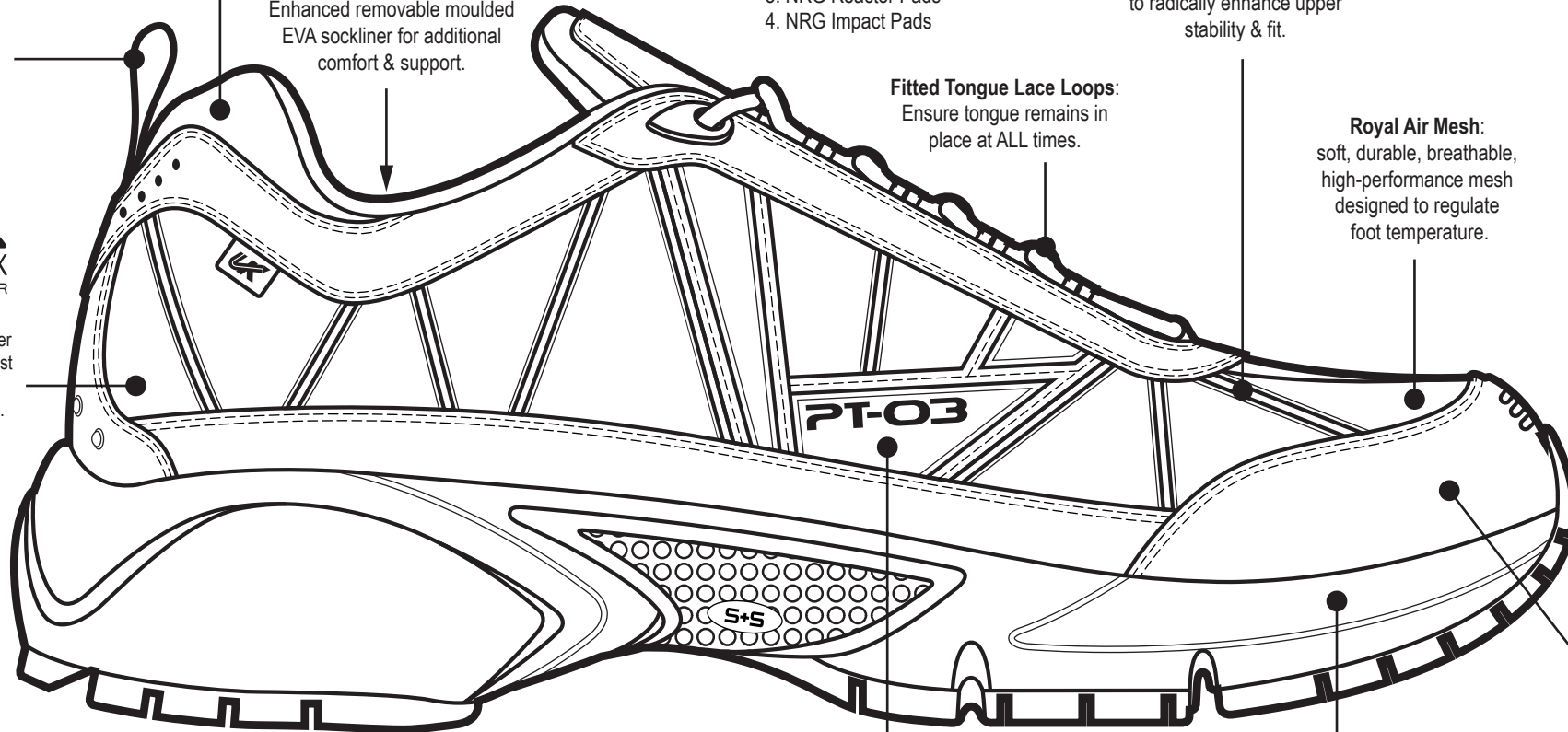
Woven Heel Pull:
For rapid 'donn & doff'

Fitted Tongue Lace Loops:
Ensure tongue remains in place at ALL times.

Royal Air Mesh:
soft, durable, breathable, high-performance mesh designed to regulate foot temperature.



RHINOFLEX
HEEL COUNTER
(Inside) Flexible and responsive heel counter moulded around the last to ensure perfect anatomical alignment.



Synthetic Leather:
Provides additional strength & durability to upper.



All-Round Reflectivity:
Enhances visibility in low light & aids road running safety.

ANTI-MICROBIAL
TREATMENT ●●●

Designed to inhibit the growth of bacteria, fungus & other odour-causing microbes. Gives long-lasting hygienic freshness.

Strategic Paneling: For side foot structural support. 3M Reflective logo on lateral panel.

SOLITE EVA
MID-SOLE

A unique EVA compound which gives a lightweight midsole and enhances durability & cushioning.



PT-03

ROAD & TRAIL RUNNING SHOE



TECHNICAL ZONE - Medial View



All-Round Reflectivity:
Enhances visibility in low light & aids road running safety.



UK Gear's 4 Stage Shock Absorption & Flexibility System:

1. Solite EVA Mid-Sole
2. Solite EVA Sockliner
3. NRG Reactor Pads
4. NRG Impact Pads



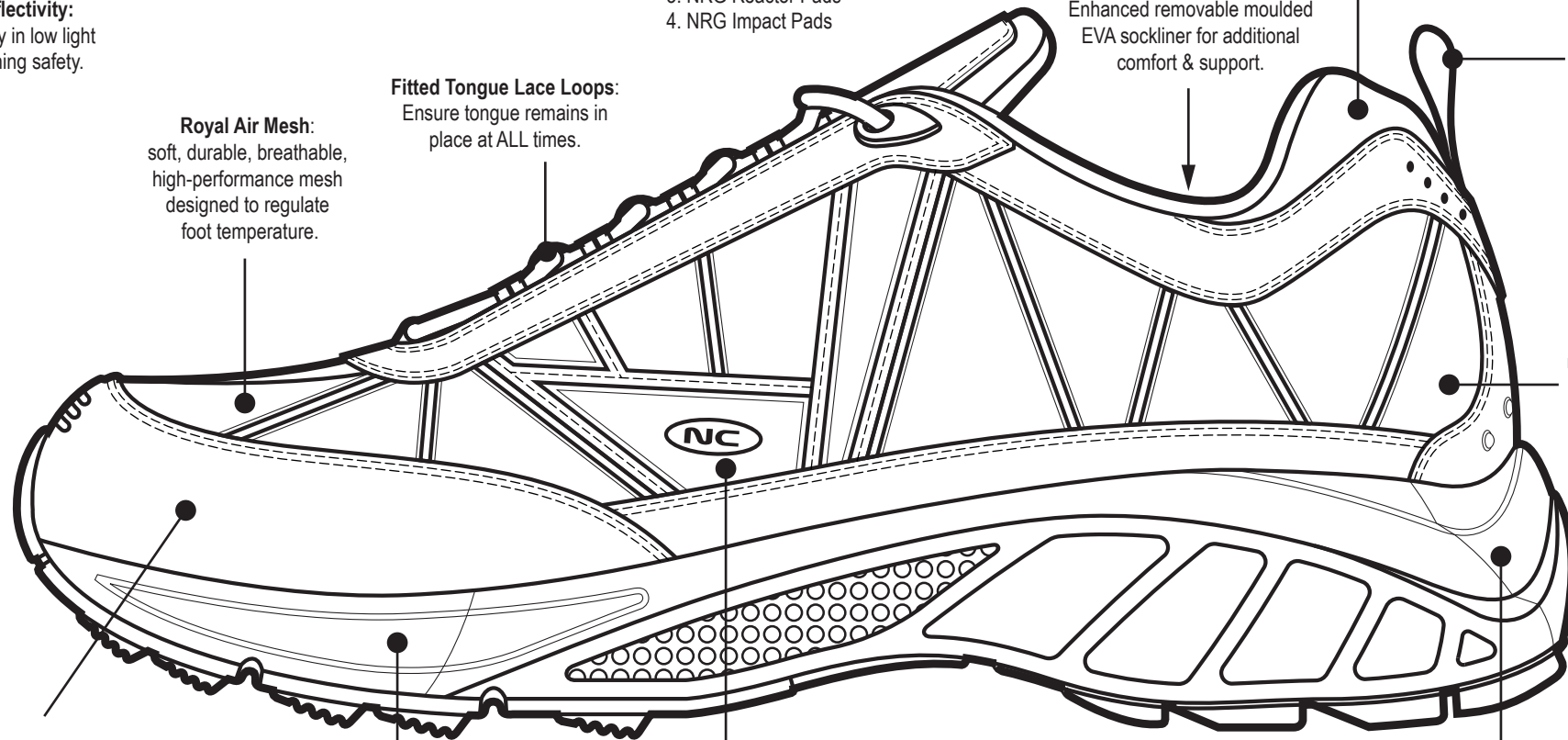
Enhanced removable moulded EVA sockliner for additional comfort & support.

U-Heel: Anatomically shaped around heel & ankle to aid fit & help prevent Achilles tendonitis.

Woven Heel Pull:
For rapid 'down & off'



(Inside) Flexible and responsive heel counter moulded around the last to ensure perfect anatomical alignment.



Royal Air Mesh:
soft, durable, breathable, high-performance mesh designed to regulate foot temperature.

Fitted Tongue Lace Loops:
Ensure tongue remains in place at ALL times.

Synthetic Leather:
Provides additional strength & durability to upper.



A unique EVA compound which gives a lightweight midsole and enhances durability & cushioning.

Strategic Paneling: For side foot structural support. 3M Reflective logo on lateral panel.



Designed to inhibit the growth of bacteria, fungus & other odour-causing microbes. Gives long-lasting hygienic freshness.



G-Numbers: Refers to the grade of SoLite EVA that determine midsole density, shock absorption and stability. These grades are fine-tuned to optimise the performance and durability of the shoes in a specific environment.



PT-03
ROAD & TRAIL RUNNING SHOE



TECHNICAL ZONE - Outsole View

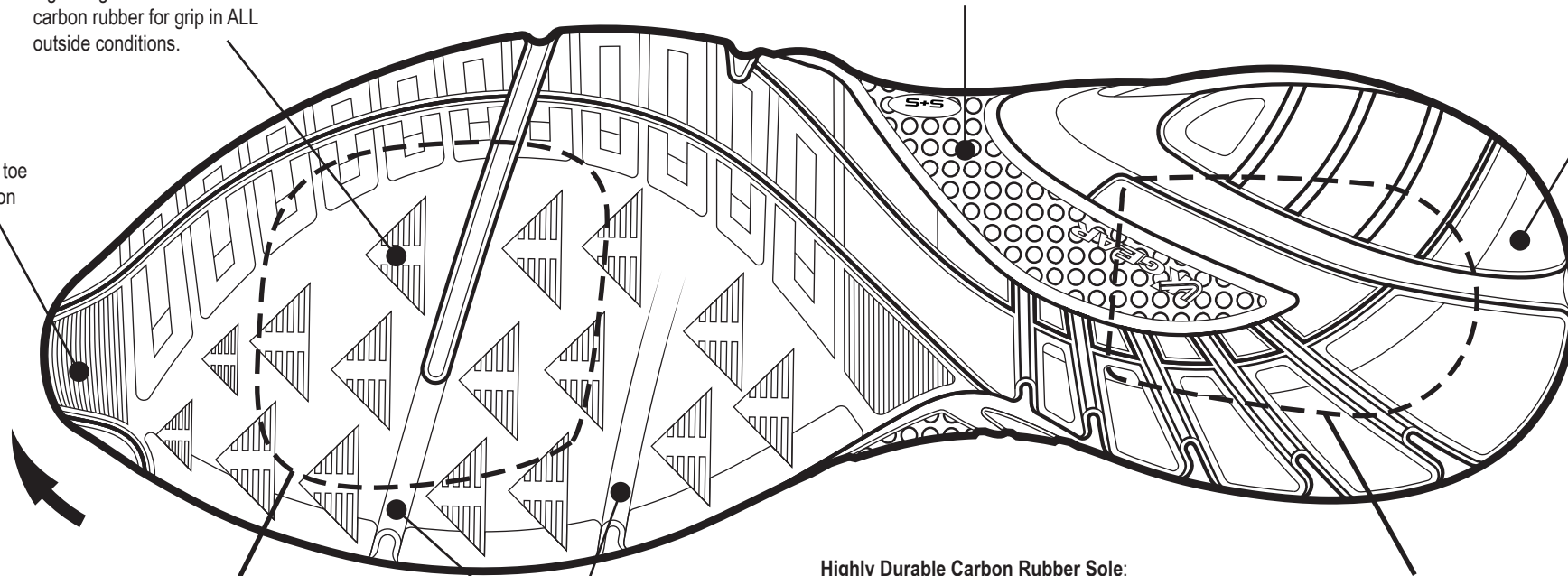


Strengthening & Stabilising moulded TPU mid-foot support bridge. Strengthens & stabilises both the mid & forefoot in the gait cycle.

Directional Traction Lugs:
Lightweight & durable carbon rubber for grip in ALL outside conditions.

Structured Landing Area:
Lessens heel impact.

Wrap-Over toe end traction



Highly Durable Carbon Rubber Sole:
Using deep traction lugs, non-marking and easy clean. Ideally suited for both road and off road running.



(Inside) Highly-responsive technical FOREFOOT compound inlaid to compliment you foots Natural Energy Return during 'toe-off'.



Anatomically aligned grooves that echo the natural movements of the foot.



(Inside) Super-absorption blown HEEL compound with a unique molecular structure that gives sustained cushioning, inlaid to minimise impact through the body.